

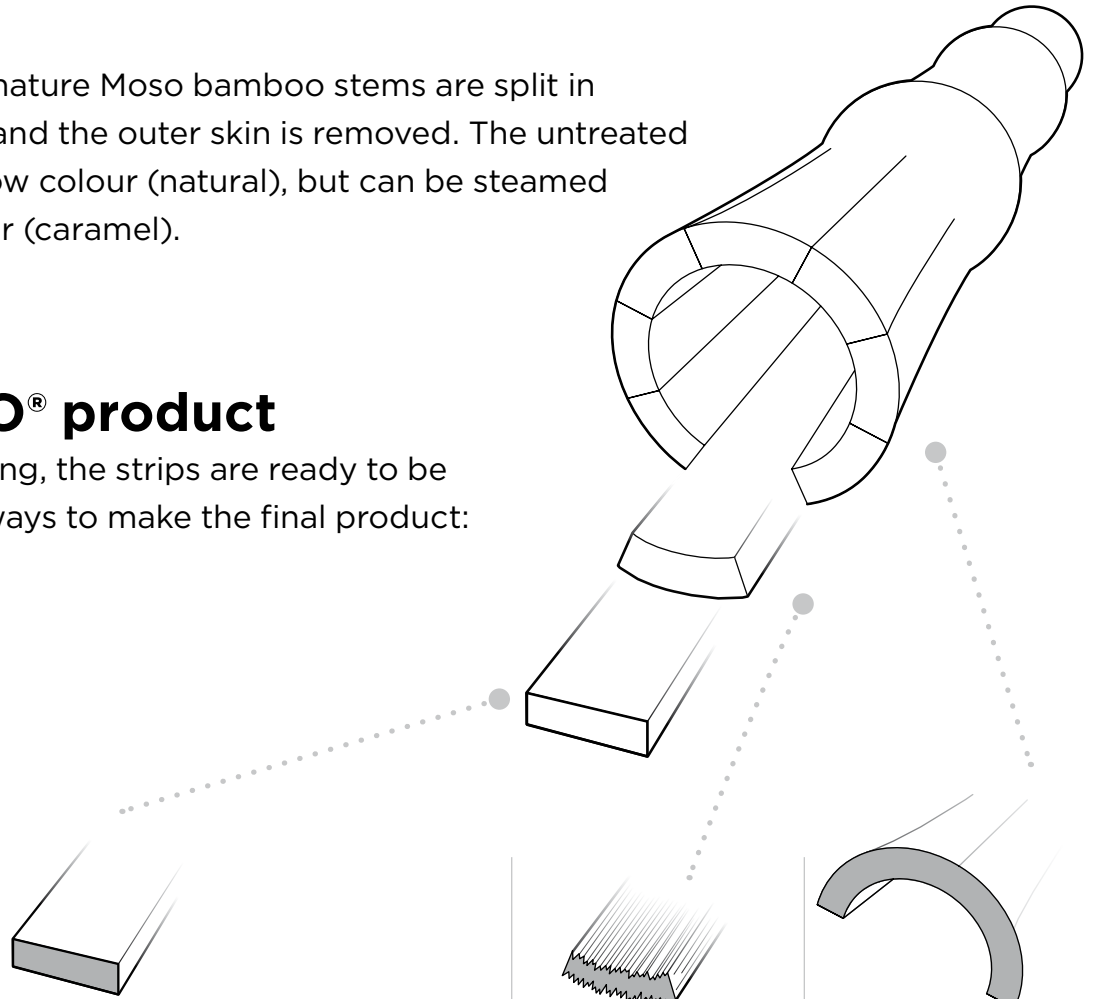
production process

stem to strip

After harvesting, the mature Moso bamboo stems are split in longitudinal direction and the outer skin is removed. The untreated strips have a light yellow colour (natural), but can be steamed for a light brown colour (caramel).

strip to MOSO® product

After treating and drying, the strips are ready to be connected in several ways to make the final product:



Plain Pressed

Strips are placed horizontally and glued together to create a wide line pattern with the characteristic bamboo nodes clearly visible.



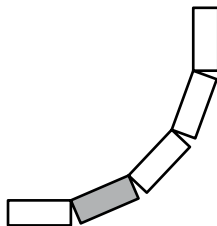
Side Pressed

Strips are placed vertically and glued together to create a narrow line pattern with the bamboo nodes visible in a subtle way.



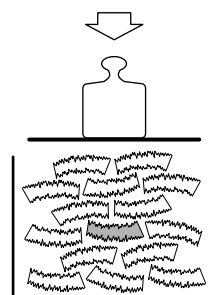
Flexible

Strips are connected to a flexible latex backing. The latex backing makes it very comfortable to walk on and offers excellent sound absorption characteristics.



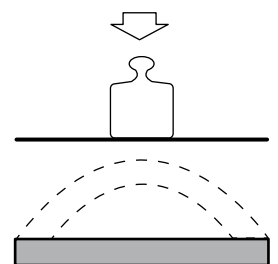
High Density®

Strips are compressed and glued under high pressure, creating an elegant random line pattern. The result is a material that is even harder than the best tropical hardwood species.



Forest

The bamboo stem is flattened through a special process to create the toplayer of a solid bamboo board. The result is a very strong and hard floor with the unique, original look of the bamboo stem.



extra hard

In this catalogue High Density® and Forest are indicated by a hammer.

