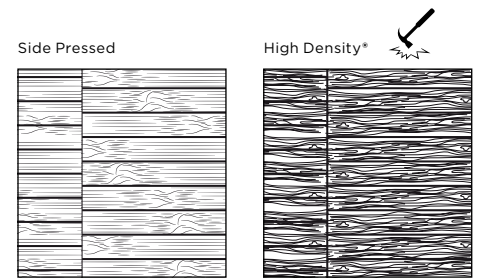
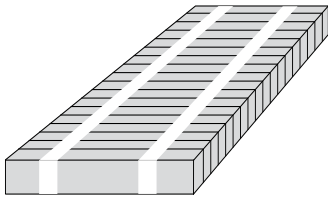


MOSO® bambooindustriale (industrial look)

MOSO® Bamboo Industriale consists of small floor ‘boards’ made from short solid bamboo strips, creating the specific industrial look. The ‘boards’ are in fact blocks of strips bundled together with tape. The floor installer glues them on the subfloor, sands off the tape, fills the gaps and finishes the surface. Being made of such small strips, the floor is very stable – making it the perfect solution for application on floor heating. This floor has the thickest wear layer of all MOSO® floors: up to 15 mm!



SP: Side Pressed, HD: High Density*, SE: Sharp Edge

Natural	Caramel	Style	Finish	Edges	Dimensions (mm)	Box Content (pcs.)	Box Content (m ²)
BF-PR300	BF-PR350	SP	-	SE	280x140x10	96	3.763
BF-PR100	BF-PR150	SP	-	SE	280x140x15	60	2.352
BF-PR1000	BF-PR1050	HD	-	SE	300x200x10	32	1.920

installation summary


(full version available on www.moso.eu/bamboo-industriale)

- Check room climate conditions (room temp. 18-21°C, air humidity 40-65%).
- Check subfloor: this should be flat/clean/stable and should not exceed the maximum allowed moisture content (for example 1.8% for sand cement).
- The floor should be fully glued.
- Elastic adhesive systems like 1-component Polyurethane or silan type of adhesives only can be used, when:
 - Shear strength Ts > 1.4 N/mm²
(3 days balanced at 23 degrees Celsius/50% Air Humidity)
 - Shear elongation y >= 0.5
(3 days balanced at 23 degrees Celsius/50% Air Humidity)
 Please ask your glue supplier for more information.
- After the glue has hardened, the floor can be sanded, filled (with a mixture of sanding dust and floor filler) and finished (with floor lacquer or oil).
- This floor type can be installed – under certain conditions – on floor heating / cooling.
 - www.moso.eu/floorheating-cooling
- After installation: make sure proper cleaning and maintenance is done, fitting to the chosen finish. For oiled finish: the floor has to be oiled after installation. Polish the oil with a red pad or patina disc (possibly afterwards with white pad).
- **Attention:** the width of the individual bamboo strips can vary between approx. 4 and 8mm (High Density* 13-14mm). MOSO® guarantees that within 1 delivery the variation in strip width is limited.

technical characteristics and certifications

- Density (Product): +/- 700 kg/m³ (SP), +/- 1050 kg/m³ (HD)
- Top layer thickness / Wear layer: approx. 10 mm
- Shrink/Swell bamboo: 0.14% per 1% change in Moisture Content (SP)
- Equilibrium MC: 10% at 20°C and 65% rel. Air Humidity (SP)
8% at 20°C and 50% rel. Air Humidity (SP)
- Resistance to Indentation - Brinell Hardness: ≥ 4 kg/mm² (SP),
≥ 9.5 kg/mm² (HD) (EN 1534)
- Reaction to fire: Class Cfl-s1 (EN 13501-1)
- Formaldehyde emission: Class E0 (< 0.025 mg/m³) ²⁾ Class E1 (< 0.124 mg/m³, EN 717-1)
- Thermal conductivity: 0.17 W/mK (SP), 0.26 W/mK (HD) (EN 12667)
- Thermal resistance: 0.0588 m²K/W (SP), 0.0392 m²K/W (HD) (EN 12667)
- Use Class: Class 1 (EN 335)
- Critical radiant flux: Class 1 (SP), Class 1 (HD) (ASTM E 648)
- CO₂ neutral: LCA report TU Delft (ISO 14040/44) (www.moso.eu/lca)
- Environmental Product Declaration - EPD (EN 15804) (www.moso.eu/epd)
- FSC®: Products available with FSC® certification on request.
- Contribution LEED BD+C - v4: MR 1, MR 2, MR 3 (FSC®), EQ2 v2009: MR 6, MR 7 (FSC®), IEQ 4.3
- Contribution BREEAM: HEA 2, MAT 1, MAT 3 (FSC®), MAT 5 (HD)
- Guarantee: 30 years

²⁾ E0 Class is an unofficial formaldehyde emission class, but it is commonly used to indicate that the product has a very low emission, not detectable (n.d.) emission or is produced with No Added Formaldehyde (NAF) glues. E0 products automatically qualify for the official E1 Class according EN 717-1.



breeam